

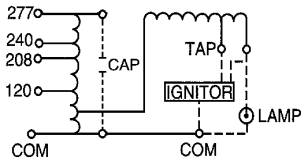
# Wiring Diagrams

Return to Atlas Lighting Supply

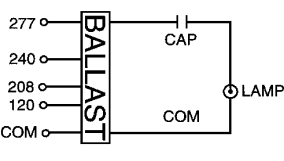
TECH INFO

## HID BALLAST KIT WIRING DIAGRAMS

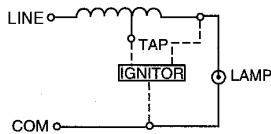
1 - Low Watt MH/HPS QV



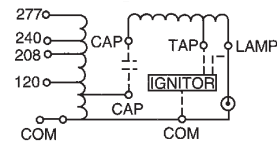
2 - 175-1500W MH QV



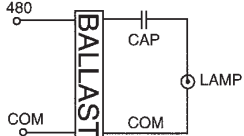
3 - Low Watt HPS



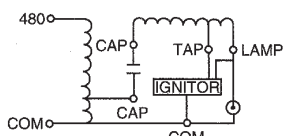
4 - 250-1000W HPS QV



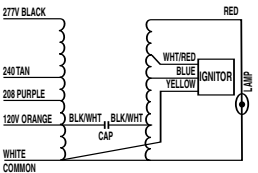
5 - 250-1500W MH 480V



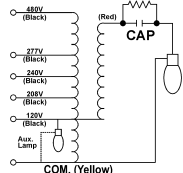
6 - 250-1000W HPS 480V



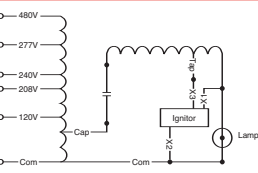
7 - 320-400W Pulse Start MH



8 - 5-Tap MH

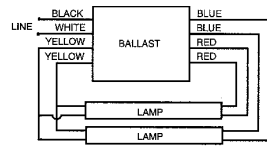


9 - 5-Tap HPS

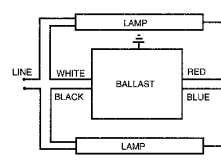


## FLUORESCENT BALLAST WIRING DIAGRAMS

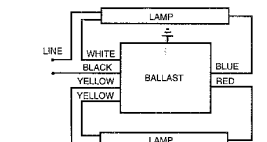
1 - Rapid Start



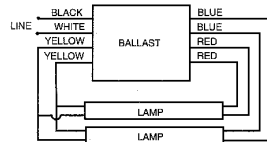
2 - Slimline 120V



3 - Slimline 277V

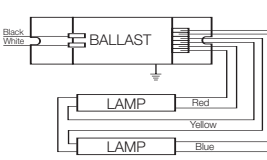


4 - High Output

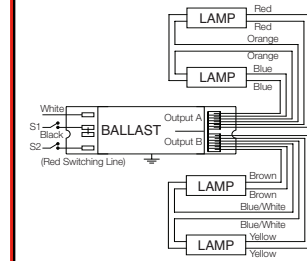


## ELECTRONIC BALLAST WIRING DIAGRAMS

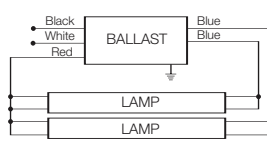
1 - T5 2 Lamp



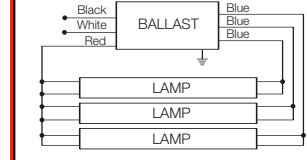
2 - T5 4 Lamp



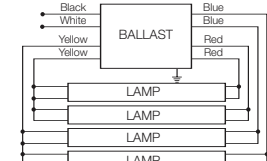
3 - T8 2 Lamp



4 - T8 3 Lamp



3 - T8 4 Lamp



Atlas Lighting Supply

2828 S. Linwood St. Visalia, CA 93277

Phone: 559-697-6764 Fax: 888-605-2324

[www.atlaslightingsupply.com](http://www.atlaslightingsupply.com)