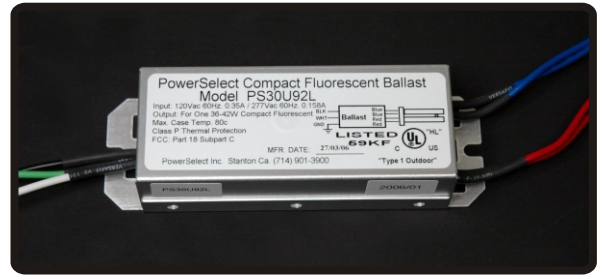
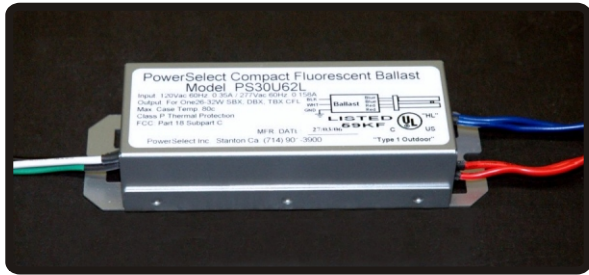


# Universal Input (120Vac - 277Vac) 13W - 42W Fluorescent Specifications (Single Lamp Programmed Rapid Start)



## INPUT SPECIFICATIONS

- Vac 120-277 +/-10%
- Frequency 50/60Hz
- THD <15%
- Power Factor >95%
- Transient Immunity ANSI 62.41 CAT.A

| PSI Model  | Input | Amps | Lamp P |
|------------|-------|------|--------|
| ● PS30U18L | 120V  | 0.15 | 18W    |
|            | 277V  | .072 | 18W    |
| ● PS30U62L | 120V  | 0.26 | 26W    |
|            | 277V  | 0.10 | 26W    |
| ● PS30U92L | 120V  | 0.32 | 42W    |
|            | 277V  | 0.15 | 42W    |

## OUTPUT SPECIFICATIONS

- Lamp Drive Frequency 52kHz Sinusoidal
- Crest Factor ANSI C82.11 <1.4
- Pre-Heat Start 1 to 1.5 seconds
- UL Class 'P' Listed Yes
- Ignition Failure Shutdown Yes
- End of Lamp Life Protection Yes

### Lamp Types

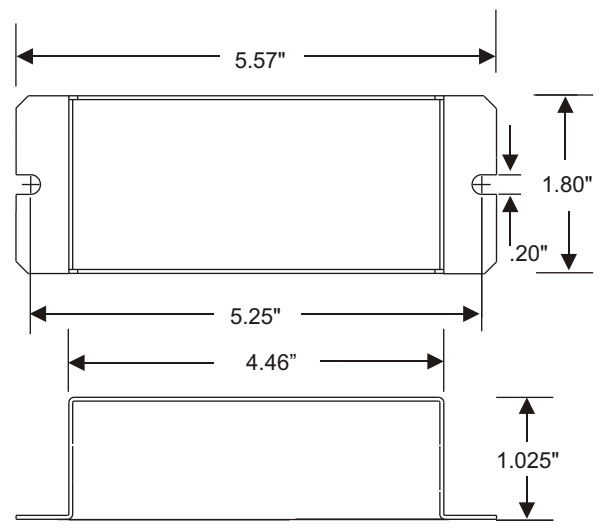
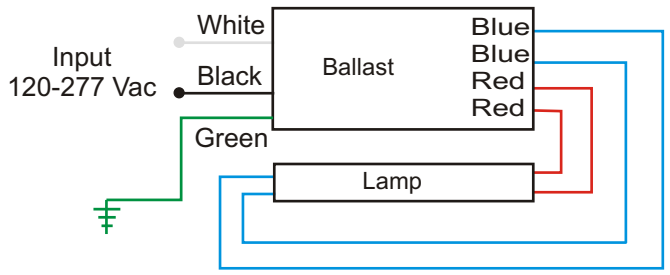
- PS30U18L 13W or 18W SBX/DBX/TBX
- PS30U62L 26W or 32W DBX/TBX
- PS30U92L 32W, 36W, 39W, 42W SBX/DBX/TBX

## MECHANICAL / ENVIRONMENTAL

- Suffix 'L' Enclosure Dimensions
- Unit Weight
- Operating Temperature
- EMI / RFI Compliance
- Sound Rating
- UL / CUL Listed Class P
- Warranty up to 5 years.
- All Wires are UL 1015 18ga. Solid, 9 inches in length.
- Chassis material is 0.040" Gray Anodized Aluminum.

5.57" L x 1.80" W x 1.02" H  
 6 oz.  
 Min. Temp -30°C - Max. Temp 90°C  
 FCC Part 18  
 Rated 'A'  
 File #E201562

### Ballast Wiring Diagram



**Atlas Lighting Supply**  
 2828 S. Linwood St  
 Visalia, CA 93277  
 Ph: 559-697-6764, F: 888-605-2324  
 www.atlaslightingsupply.com

*PSI reserves the right to modify any specifications without notice..*