


# 150W Electronic Metal Halide Ballast

120Vac Models PS15B90T & PS15B90S

277Vac Models PS15D90T & PS15D90S

347Vac Models PS15E90T & PS15E90S



**INPUT PS15B90T&S PS15D90T&S PS15E90T&S**

● Vac	120 +/-10%	277 +/-10%	347 +/-10%
● Amp's	1.38A	0.59A	0.47A
● Power	166W	165W	164W
● Freq.	50/60Hz	50/60Hz	50/60Hz
● THD	<7%	<8%	<10%
● PF	>99%	>99%	>99%

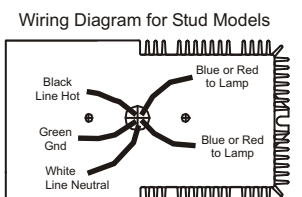
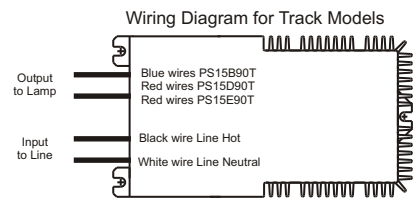
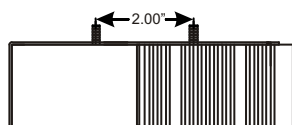
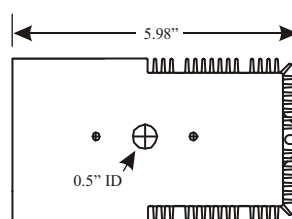
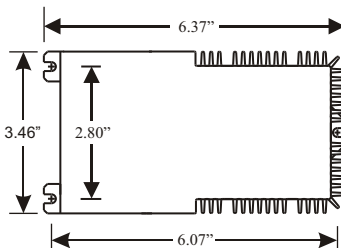
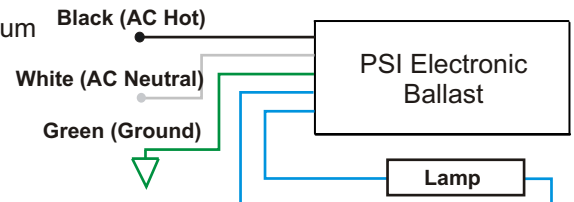
**OUTPUT SPEC'S ALL MODELS**

● Lamp Power	150W +/- 2%
● Lamp Drive Frequency	150Hz +/-10%
● Lamp Current Crest Factor	<1.2
● Open Circuit Voltage	>300V Square Wave
● Ignitor Voltage @ Ballast Leads	>3.8KV
● Ignition Failure Timeout	30 Min. Shutdown
● Maximum distance from Ballast	3.0M or (9.8 feet) Max.
● Compatible ANSI Lamp Types	M81, M102, M142

Please see ballast application guidelines for recommended wire routing in multiple lamp fixture applications..

**MECHANICAL / ENVIRONMENTAL**

- Enclosure Dimensions See Below
- Unit Weight 49.8oz.
- Enclosure & Finish Clear Anodized Extruded Aluminum
- Operating Temperature -30° to 90° C
- EMI / RFI Compliance FCC Part 18
- Sound Rating Rated 'A'
- UL / CUL Listed File #E173598
- Input Wire UL 1015 18 ga. 105c, Length 8"
- Output Wire UL SF 18 ga. 200c, Length 8"



Warranty up to 5 years when operated below 80C.