

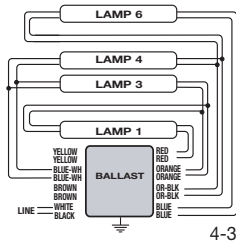
MSB/2448/46

Electromagnetic Plastic Sign Ballast Specifications

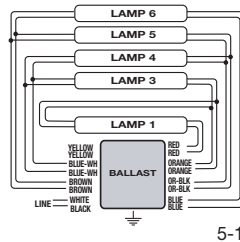
Ballast Type: Electromagnetic Plastic Sign
 Starting Method: Rapid Start
 Lamp Connection: Series
 Input Voltage: 120V
 Input Frequency: 60Hz

Lamp Type	# of Lamps	Lamp Footage	Volts	Rated Lamp Watts	Min. Start Temp (°F/°C)	Input Current (Amps)	Input Power (Watts)	Ballast Factor	THD %	Power Factor	B. E. F.	Wire Diag.
F72T12/HO	4	24	120	85	-20/-29	3.00	310	0.89	<20	0.85	0.29	4-3
F72T12/HO	5	30	120	85	-20/-29	3.20	370	0.89	<10	0.92	0.24	5-1
F96T12/HO	5	40	120	110	-20/-29	3.50	470	0.87	<10	0.96	0.19	5-1
F96T12/HO	6	48	120	110	-20/-29	4.50	540	0.86	<10	0.96	0.16	6-1

WIRING DIAGRAMS



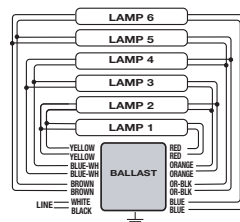
4-3



5-1

STANDARD LEAD LENGTHS

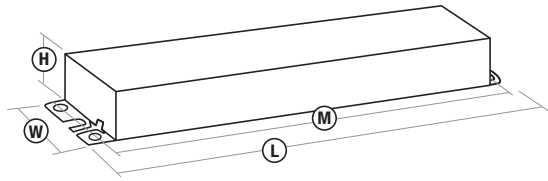
	in.	cm.
Black	24	60.96
White	24	60.96
Blue	50	127.00
Red	50	127.00
Yellow	70	177.80
Blu/Wht	50	127.00
Brown	50	127.00
Orange	50	127.00
Org/Blk	50	127.00



6-1

OCV: 720V

CASE DIAGRAM



CASE DIMENSIONS

Overall (L)	Width (W)	Height (H)	Mounting (M)
19.19"	3.19"	2.69"	18.63"

Actual performance can vary depending on operating conditions. Specifications are subject to change without notice. All specifications are nominal unless otherwise noted.

Atlas Lighting Supply

2828 S. Linwood St. Visalia, CA 93277
 Phone: 559-697-6764 Fax: 888-605-2324

www.atlaslightingsupply.com

