

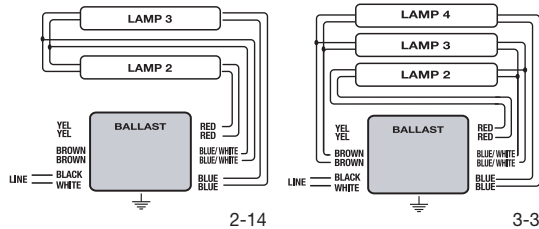
MSB/2040/24

Ballast Type: Electromagnetic Plastic Sign
 Starting Method: Rapid Start
 Lamp Connection: Series
 Input Voltage: 120V
 Input Frequency: 60Hz

Electromagnetic Plastic Sign Ballast Specifications

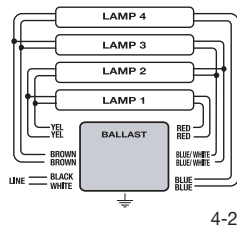
Lamp Type	# of Lamps	Lamp Footage	Volts	Rated Lamp Watts	Min. Start Temp (°F/°C)	Input Current (Amps)	Input Power (Watts)	Ballast Factor	THD %	Power Factor	B. E. F.	Wire Diag.
F120T12/HO	2	20	120	137	-20/-29	2.70	225	0.86	<25	0.78	0.38	2-14
F120T12/HO	3	30	120	137	-20/-29	3.10	318	0.82	<10	0.95	0.26	3-3
F120T12/HO	4	40	120	137	-20/-29	4.00	412	0.80	<15	0.98	0.19	4-2

WIRING DIAGRAMS



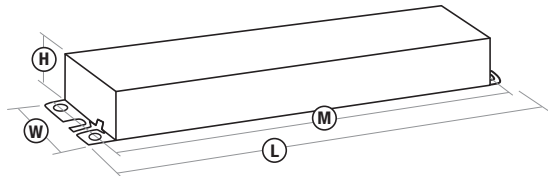
STANDARD LEAD LENGTHS

	in.	cm.
Black	24	60.96
White	24	60.96
Blue	80	203.20
Red	80	203.20
Yellow	72	182.88
Blu/Wht	54	137.16
Brown	72	182.88



OCV: 720V

CASE DIAGRAM



CASE DIMENSIONS

Overall (L)	Width (W)	Height (H)	Mounting (M)
19.19"	3.19"	2.69"	18.63"

Actual performance can vary depending on operating conditions. Specifications are subject to change without notice. All specifications are nominal unless otherwise noted.

Atlas Lighting Supply

2828 S. Linwood St. Visalia, CA 93277
 Phone: 559-697-6764 Fax: 888-605-2324

www.atlaslightingsupply.com

