

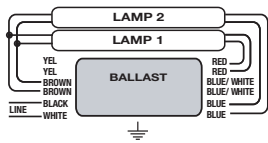
# MSB/0620/24

## Electromagnetic Plastic Sign Ballast Specifications

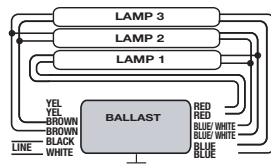
Ballast Type: Electromagnetic Plastic Sign  
 Starting Method: Rapid Start  
 Lamp Connection: Series  
 Input Voltage: 120V  
 Input Frequency: 60Hz

Lamp Type	# of Lamps	Lamp Footage	Volts	Rated Lamp Watts	Min. Start Temp (°F/°C)	Input Current (Amps)	Input Power (Watts)	Ballast Factor	THD %	Power Factor	B. E. F.	Wire Diag.
F36T12/HO	2	6	120	50	-20/-29	1.41	115	0.87	<45	0.87	0.76	2-11
F60T12/HO	4	20	120	75	-20/-29	2.56	300	1.06	<15	0.95	0.35	4-2
F72T12/HO	3	18	120	85	-20/-29	2.34	240	0.96	<15	0.99	0.40	3-3

### WIRING DIAGRAMS



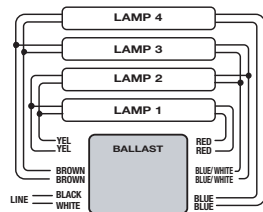
2-11



3-3

### STANDARD LEAD LENGTHS

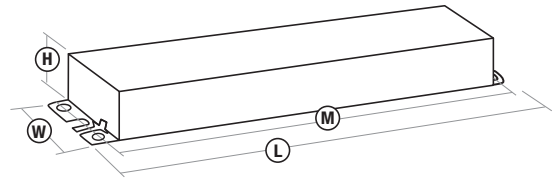
	in.	cm.
Black	24	60.96
White	24	60.96
Blue	75	190.50
Red	46	116.84
Yellow	75	190.50
Blu/Wht	46	116.84
Brown	46	116.84



4-2

OCV: 600V

### CASE DIAGRAM



### CASE DIMENSIONS

Overall (L)	Width (W)	Height (H)	Mounting (M)
11.75"	3.19"	2.60"	11.00"

Actual performance can vary depending on operating conditions. Specifications are subject to change without notice. All specifications are nominal unless otherwise noted.

## Atlas Lighting Supply

2828 S. Linwood St. Visalia, CA 93277  
 Phone: 559-697-6764 Fax: 888-605-2324  
[www.atlaslightingsupply.com](http://www.atlaslightingsupply.com)

