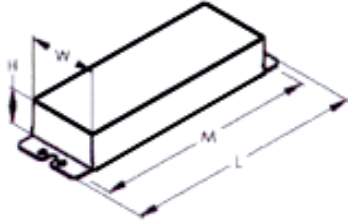
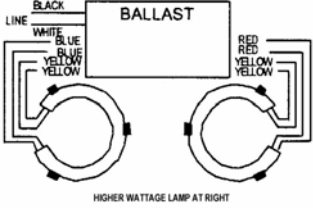




Catalog No. KTEB-2C72-1-TP-WS	
Ballast Type	Electronic
Starting Method	Rapid Start
Input Voltage	120 V.
Input Frequency	60 Hz.
Min. Start Temp.	0° F
Remarks	Class P, Type 1, Outdoor, No PCB's, Sound Rated "A"

Lamp Watts	Lamp Type	No. of Lamps	Input Current	Input Watts	Power Factor	THD %	Ballast Factor
22 & 32	FC8T9 & FC12T9	2	0.55	40	>0.50	<150	0.76
32 & 40	FC12T9 & FC16T9	2	0.75	50	>0.50	<150	0.70

Ballast Dimensions	Standard Lead Lengths																		
 <table border="1" data-bbox="609 926 915 1052"> <tr> <td>Width (W)</td> <td>1.89"</td> </tr> <tr> <td>Height (H)</td> <td>1.00"</td> </tr> <tr> <td>Mounting (M)</td> <td>6.00"</td> </tr> <tr> <td>Length (L)</td> <td>6.46"</td> </tr> </table>	Width (W)	1.89"	Height (H)	1.00"	Mounting (M)	6.00"	Length (L)	6.46"	<table border="1" data-bbox="1024 915 1338 1073"> <tr> <td>Red</td> <td>9"</td> </tr> <tr> <td>Yellow</td> <td>-</td> </tr> <tr> <td>Blue</td> <td>9"</td> </tr> <tr> <td>White</td> <td>12"</td> </tr> <tr> <td>Black</td> <td>12"</td> </tr> </table> <p>WITH CONNECTORS</p>	Red	9"	Yellow	-	Blue	9"	White	12"	Black	12"
Width (W)	1.89"																		
Height (H)	1.00"																		
Mounting (M)	6.00"																		
Length (L)	6.46"																		
Red	9"																		
Yellow	-																		
Blue	9"																		
White	12"																		
Black	12"																		

Wiring Diagram	UL US	ENERGY STAR
		

Atlas Lighting Supply

2828 S. Linwood St. Visalia, CA 93277
 Phone: 559-697-6764 Fax: 888-605-2324
www.atlaslightingsupply.com