

EP2CF42PS/MV/DC/K

Ballast Type: Electronic Compact
Fluorescent Kit

Starting Method: Programmed Start

Lamp Connection: Series

Input Voltage: 120-277V

Input Frequency: 50/60Hz

ProFormance[™] Electronic Compact Fluorescent Ballast Specifications

Lamp Type	# of Lamps	Volts	Rated Lamp Watts	Min. Start Temp (°F/°C)	Input Current (Amps)	Input Power (Watts)	Ballast Factor	THD %	Power Factor	B. E. F.	Wire Diag.
PL42T/E/GX24q	2	120	42	0/-18	0.70	84	0.90	<10	0.99	1.07	2-6
		277			0.30						
PL42T/E/GX24q	1	120	42	0/-18	0.38	47	0.96	<10	0.99	2.04	1-9
		277			0.18						
PL32T/E/GX24q	2	120	32	0/-18	0.56	69	0.90	<10	0.99	1.30	2-6
		277			0.25						
PL32T/E/GX24q	1	120	32	0/-18	0.35	42	0.96	<10	0.99	2.29	1-9
		277			0.13						
PL26D/E/G24q	2	120	26	0/-18	0.45	54	0.90	<10	0.99	1.67	2-6
		277			0.21						
PL26D/E/G24q	1	120	26	0/-18	0.27	32	1.00	<10	0.99	3.13	1-9
		277			0.13						
PL26T/E/GX24q	2	120	26	0/-18	0.45	54	0.90	<10	0.99	1.67	2-6
		277			0.27						
PL26T/E/GX24q	1	120	26	0/-18	0.27	32	1.00	<10	0.99	3.13	1-9
		277			0.13						
PL57T/E/GX24q	1	120	57	0/-18	0.42	50	0.88	<10	0.99	1.60	1-9
		277			0.19						
PL70T/E/GX24q	1	120	70	0/-18	0.63	75	0.80	<10	0.99	1.28	1-9
		277			0.27						
PLL24/2G11	2	120	24	0/-18	0.45	54	1.00	<10	0.99	1.85	2-6
		277			0.20						
PLL36/2G11	2	120	36	0/-18	0.55	66	0.88	<10	0.99	1.21	2-6
		277			0.24						
PLL36/2G11	1	120	36	0/-18	0.31	37	0.80	<10	0.99	2.38	1-9
		277			0.14						
PLL39/2G11	2	120	39	0/-18	0.69	82	0.95	<10	0.99	1.16	2-6
		277			0.30						
PLL39/2G11	1	120	39	0/-18	0.37	45	1.00	<10	0.99	2.22	1-9
		277			0.17						
PLL40/2G11	2	120	40	0/-18	0.69	82	0.96	<10	0.99	1.16	2-6
		277			0.30						
PLL40/2G11	1	120	40	0/-18	0.37	45	0.95	<10	0.99	2.22	1-9
		277			0.17						
PL28/2D/GR10q	2	120	28	0/-18	0.29	34	1.00	<10	0.99	2.94	2-16
		277			0.14						
FC22T5	2	120	22	0/-18	0.49	59	1.00	<10	0.99	1.86	2-13
		277			0.22						
FC22T5	1	120	22	0/-18	0.27	31	1.10	<15	0.99	3.87	1-13
		277			0.13						
FC40T5	2	120	40	0/-18	0.63	75	1.20	<10	0.99	1.17	2-13
		277			0.27						
FC40T5	1	120	40	0/-18	0.32	38	0.88	<10	0.99	2.32	1-13
		277			0.19						
FC22T5 + FC40T5	2	120	22 + 40	0/-18	0.55	67	1.00	<10	0.99	1.34	2-13
		277			0.25						

Available in the Fall 2007

Referenced wiring and case diagrams are located on the following page

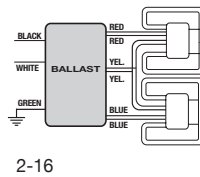
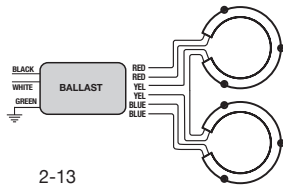
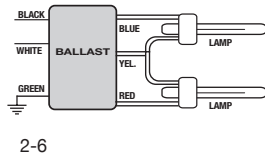
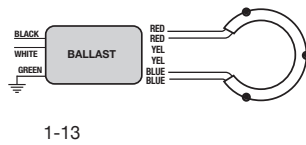
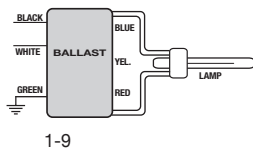
PN# 52108

EP2CF42PS/MV/DC/K

Wiring and Case Diagrams

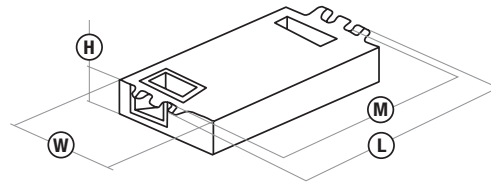
ProFormance™ Electronic Compact Fluorescent Ballast Specifications

WIRING DIAGRAMS



OCV: <300V

CASE DIAGRAMS



CASE DIMENSIONS

Overall (L)	Width (W)	Height (H)	Mounting (M)
4.63"	3.00"	1.38"	5.00"

This ballast uses Quick-Connect Technology

Actual performance can vary depending on operating conditions. Specifications are subject to change without notice. All specifications are nominal unless otherwise noted. PN# 52108