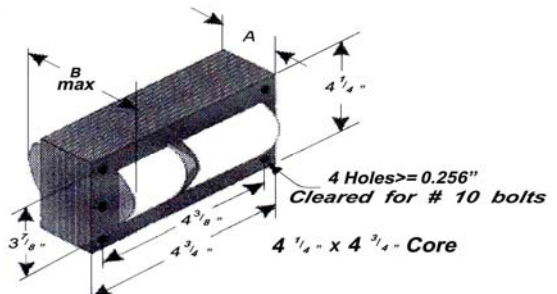
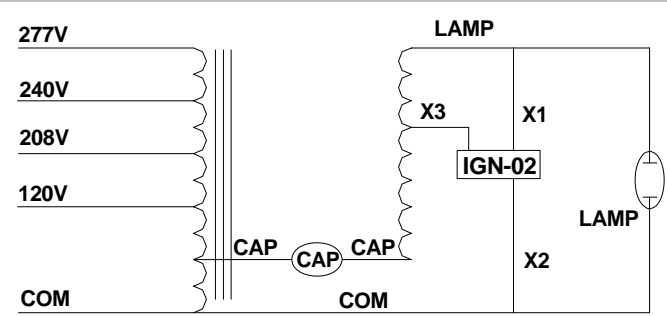
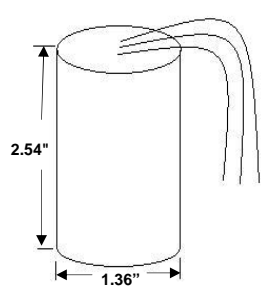
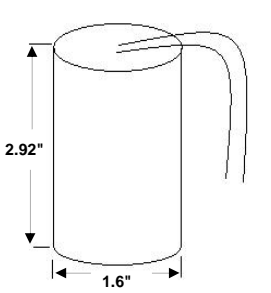


Atlas Lighting Supply

2828 S. Linwood St
 Visalia, CA 93277
 Ph: 559-697-6764, F: 888-605-2324
 www.atlaslightingsupply.com

E-BAL-S025M4	
Ballast Type	High Pressure Sodium
Lamp	250W S50
Circuit Type	CWA
Input Frequency	60HZ

Model No: E-BAL-S025M4		Input Voltage				Capacitor (Required)		
Input Voltage		120	208	240	277	Capacitance	35uF±3%	
Operating Current		2.5	1.5	1.3	1.1	Minimum Volts	240V	
Open Circuit Current		2.0	1.2	1	0.9	Dry	Diameter	1.6"
Starting Current		4.2	4.2	4.2	4.2		Height	2.92"
CCF (*ANSI≤1.8)		1.8	1.8	1.8	1.8	Case Max. Temperature		100°C
Short Circuit Current	Secondary	4.2	4.2	4.2	4.2	Ignitor (Required)		
	Input	1.6	0.9	0.85	0.75	Ignitor Model	IGN-02	
Recommended Fuse		7	4	4	3	Pulse Height(kV)	2.5~4.0	
Input Voltage At Lamp Dropout						Pulse Width (≥u S)	1us @ 2250V	
UL 1029 Bench Top Rise		B	A	A	A			
	OCV(Min.)	175						
	Input Power	295W						
	Power Factor	≥90%						
Regulation	Line Volts	±10%						
	Lamp Watts	±10%						
Insulation System		Class H, 180°C						
Ballast Dimension	A	1.82"						
	B	3.7"						
Ballast Net Weight		11.2 lbs						
Leads		12"-Cross Link Polyolefin				Min.Starting Temp.	-20°F / -30°C	

Ballast Dimension	Wiring Diagram
 <p>4 Holes ≥ 0.256" Cleared for # 10 bolts</p> <p>4 1/4" x 4 3/4" - Core</p>	 <p>277V, 240V, 208V, 120V, COM</p> <p>LAMP X3, X1, X2</p> <p>IGN-02</p> <p>CAP</p>
Ignitor	Capacitor
 <p>2.54"</p> <p>1.36"</p>	 <p>2.92"</p> <p>1.6"</p>

When Ordering, add suffix for options:

D - with distributor replacement kit (include bracket, capacitor and ignitor as necessary)

Specifications are subject to change without notice.